

Properly packaged for the construction industry & mechanical engineering

Quick reference guide for tools,
spare parts, and construction site



The Right Packaging

Shipments in the construction industry include building supplies, tools, and delicate equipment. Within the parcel network, packages must withstand sorting, transport, and delivery without damage. Key factors include durable outer packaging, custom-fit internal padding, and a secure closure.

The outer packaging

- Use sturdy corrugated cardboard boxes; for shipments weighing 10 kg or more, use at least triple-wall cardboard
- Choose rectangular packaging; nothing should protrude
- Do not use paint buckets, canisters, toolboxes, or plastic film as the sole outer packaging
- Do not overfill boxes; flaps must close without tension

Cap and label

- Apply H-shaped packing tape over the center seam and both side edges
- For heavy shipments, use tear-resistant or fiber-reinforced tape
- Affix the label to the largest flat surface; do not place it over edges or tape. Ensure that no strapping tape covers the barcode
- Remove old barcodes, addresses, and conflicting information

The inner packaging

- Secure the contents: Nothing should be able to move freely inside the package
- Fill all empty spaces completely, e.g., with paper, corrugated cardboard, or cushioning pads
- Separate heavy individual items and provide additional protection for sharp edges
- Ship delicate measuring instruments in a shipping box with padding all around





Quick Check Before Delivery



- Box is sturdy and sealed
- Contents do not shift
- Weight and dimensions verified
- Label is clearly legible and not obscured
- Construction site information/contact added
- No loose straps, plastic wrap, or protruding parts

You've got this

Material	Suitable for...
1. Corrugated cardboard / Edge protection	Separate, stabilize, protect edges
2. Paper / Packing paper	Filling voids in light to medium-weight goods
3. Air cushions / cushioning pads	Void fillers, wrapping, separators or interlayers, moisture protection
4. Foam or molded cushioning	Void fillers, dividers, as sleeves for bottles and cans



Be sure to prepare for special cases

What matters when it comes to liquids, sensitive equipment, hazardous materials, and bulky goods



Liquids, paints, varnishes, adhesives, batteries

- Seal the container tightly and place it inside leak-proof inner packaging
- Include absorbent material to prevent liquids from leaking
- Use only sturdy outer cartons. Containers must not touch one another
- For acid-containing goods such as batteries: use acid-resistant plastic bags



Heavy or bulky construction materials

- Secure heavy individual items to prevent them from sliding and reinforce the edges
- Choose cardboard boxes that fit the weight and shape of the items; make them as compact and rectangular as possible
- Always pack toolboxes, buckets, or canisters in suitable cardboard boxes as well



Fragile items

- Pack measuring instruments, displays, and electronics in shock-resistant, separate packaging
- If necessary, supplement the original packaging with an outer carton
- Ensure there is space and padding all around the item
- Avoid concentrated pressure



Hazardous Materials: Check First, Then Ship

- Before shipping, determine whether the contents are classified as hazardous materials or subject to special regulations
- Affix the LQ/Hazardous Materials label clearly visible on the outside
- Labeling, packaging, and accompanying information must match the product
- Do not hand over unapproved or unclear contents to DPD without verification

Please avoid

- Loose plastic wrap and string
- Open or dented containers
- Protruding parts
- Old, soft, or damaged cardboard boxes



Pro Tips – Even Beyond the Packaging!

Specify address

- Access
- Gate
- Container
- Material drop-off

Apply the label neatly

- Clearly legible
- On a flat surface
- Without old barcodes

Secure the cargo

- No rattling
- No tipping
- No crushing

Check for special cases

- Liquid
- Hazardous material
- Weight and dimensions in advance

Choose the duration carefully
Express shipping for urgent restock or replacement orders

The right packaging is the first step.
The right logistics make all the difference.

[Optimize Construction Logistics Now](#)